

GB *MOTO*

Gas Off Road Bike



SAFE FOR USE (CAUTION!!)

△ This mark notifies a very important item for safety. Be sure to observe the notice.

.....PROHIBITED ITEMS.....

△ Do not allow anyone who does not understand this instruction manual to operate the bike.

△ Racing should use mixture of the unleaded gasoline and the two cycle engine oil. The volume ratio is 25:1. Do not use any degraded fuel (which smells sour) or fuel of wrong mixture ratio. It will cause a poor start, insufficient output or damage the engine.

△ Do not use 4cycle engine oil.(otherwise, it cause the plug to be degraded, the piston ring to seize or the muffler to be clogged.)

△ Do not run the engine in a room or poorly ventilated area. (the exhaust gas includes odorless but hazardous carbon monoxide.)

△ Do not put your hand or foot near any moving or rotating part of engine.

△ Do not store, spill or use any gasoline near a fire, stove, oven, boiler or other instruments which uses a pilot light or spark.(Otherwise,it may cause an explosion.)

△ Smoking is strictly prohibited while refilling the fuel.

△ While the engine is running or while it remains hot soon after stopping, do not remove the lid of the fuel tank or refill the fuel.(Before or refilling the fuel, stop the engine and cool it down 2 minutes or more.)

△ If any gasoline split or smelled or any danger of explosion is felt, do not run the engine,)

△ Do not stop the engine while choke lever is in the closed position.

△ Do not aimlessly adjust the revolution speed setting of the engine.

△ Do not check any spark while keeping the spark plug removed.

△ Do not run the engine with the muffler or air cleaner cover removed.

△ Do not touch any hot, muffler or engine part(Otherwise, it may cause a burn)

△ When the engine runs, do not touch any spark plug cap or high tension cord.(Otherwise, it may cause an electric shock and harm your body.)

△ Do not run any engine as a single unit.(Be sure to run with the racing)

△ ALWAYS WEAR HELMET&SAFETY GEARS.

△ ALWAYS CHECK THE BRAKE INSTRUMENTS BEFORE RIDING.

△ DO NOT RIDE IN RAINNING, SNOWING DAY, SLIPPERY SURFACE,OR UNSTABLE DUE GRAVEL,SAND etc

△ PREGNANT PERSONS SHOULD NOT USE THIS PRODUCT.

△ NEVER USE ALCOHOL OR DRUGS BEFORE OR WHILE OPERATING

△ DO NOT STOP STOP THE SCOOTER SUDDENLY(Run slowly 3-5minutes after start-up or before stopping.)

This bike is not intended for operation on pedestrian, street, highway and freeway.

Please check with your local department of motor vehicles for regulation in your country.

TECHNICAL SPECIFICATION

Engine type: 49cc 2-stroke/EPA

Fuel: Unleaded petrol & 2 cycle engine oil mixing

Oil Mixing Ratio: 25:1

Start Mode: Hand Pull Start

Brake: front & rear disk brake

Tire: front & rear 12 1/2*10

Max Traveling Noise: 80dB(A)

Max Load: 128lbs(58kgs)

Net Weight: 48lbs(22kgs)

Fuel Capacity: 0.26gal(1L)


Driving Method: T8F Chain

Packing: Carton

Steering Bar Angle: 45°

Length*Width*Height” 109*66*71cm

Main Parts Description





Fast Installation

1. Install fender.



2. Install plate, put a spacer ring first, then fix it. And inset fender to plate.





3. Fix four screws on handlebar.



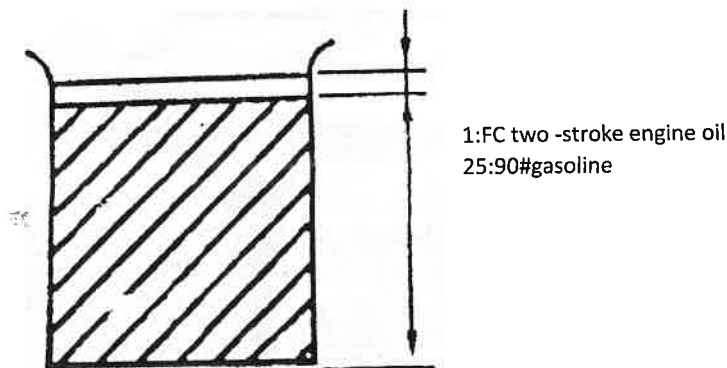
Preparation Before Start-up

1. Inspect equipment

Check all bolts & nuts, brakes, engine etc.

2. Refuel

Use the mixture of the gasoline and the two-stroke engine oil. The volume ratio is 25:1. Use a clean and special fuel glass and grasp cap to shake in more than 30 seconds. Don't use mixture oil in more than 1 month.



3. Check and clean the air filter

The air filter must be often cleaned, or the polluted air filter will lower the output power of the engine. If the air filter is blocked by dust, use gasoline to clean the air filter, then dip in the oil, wring oil out and put the air filter back.

Operation and Running

The bike is packed in a cardboard carton. After unpacking.

Very the smooth and perfect function of the Bowden cable throttle and both brakes. Fill the fuel tank with fuel. (Gas-oil mix 25:1). Failure to use the proper oil mix ration will result in Engine damage or which you will be responsible. Keep a low speed when turning otherwise it can causes losing control.

The bike is unsuitable for public road use. It does not comply with valid safety standard. Unsafe and careless use of a bike can result in serious injuries. The driver can minimize the potential risks by wearing the safety equipment. The driver must wear safety helmet, goggles, gloves, elbow pads, knee pads and firm footwear. The bike can't be used on wet, icy or oily surfaces. Avoid uneven surfaces and obstacles, Drive with two hands on the handlebars.

Stopping

Stop throttle handle or pull down the switch in emergency. But in normal status, please operate as follows:

1. Reduce the gasoline engine to lowest speed and run 3-5 minutes.
2. Pull down the stop switch and stop the engine.

Maintenance

1. Daily Check

(1). Check all screws and nuts and see if they are loosened.

(2). Check fuel leakage or air leakage.

2. Check after running 20 hours

(1). Clean the air filter

(2). Clean the fuel strainer.

3. Check after running 50 hours

(1). Refasten the nuts of the cylinder

(2). Clean the accumulated carbon both in the combustion chamber and in the exhaust of the cylinder.

(3). Clean the accumulated carbon in spark plug, adjust

the clearance to 0.5-0.7mm

Storage

If the bike isn't used for a long time, it must be maintained as follows:

1. Remove the fuel in the tank and in the carburetor, close the chock totally, draw the starter 3-5 times.
2. Take down the sparking plug, add certain engine oil from the spark plug hole into the cylinder, and draw the starter 2-3 times to move the piston to the top dead center, then install the spark plug.
3. Use the soft cloth with engine oil to clean the surface of the engine, smear wax on the frame and put the engine to the dry and windy place for the next use.

Trouble Shooting

1. Fail to start

- (1) . Gasoline mixed with water, please replace it.
- (2) . The spark plug has accumulated carbon or has been broken through.
- (3) . Poor contact of the high-voltage wire with the

spark plug. .

2. The engine can start. But can't run speedily.

(1) . The choke is open totally or not.

(2) . The ratio of the engine oil and the gasoline is normal or not.

(3) . Maybe there is water in the gasoline.

3. The gasoline engine can run, but has not enough power.

(1) . Maybe the air filter is blocked by dust.

(2) . Maybe the cylinder exhaust and the muffler are blocked by the accumulated carbon.

(3) The piston, the piston rings and cylinder have been badly worn out.

(4) . Maybe the fuel strainer is blocked by dust.

(5) . The body or the top of the shaft has oil leakage and air leakage.

4. The gasoline engine stops suddenly when running.

(1) . Run out of the gasoline.

(2) . The high-voltage wire drops.

(3) . The spark plug has accumulated carbon or has been broken through.

(4) . The fuel strainer is blocked by dust.

(5) . Maybe there is water in the gasoline.

(6) . The air hole of the tank lid is blocked by dust.

5. Can't stop engine

The stopping wire of switch is open circuit.